



Getting started with CCH IntelliConnect Browser Search

TRANSFORM YOUR RESEARCH WITH CCH INTELLICONNECT BROWSER SEARCH.


CCH IntelliConnect Browser Search is a free browser add-on for all CCH IntelliConnect subscribers that displays CCH IntelliConnect search results within the results of your browser search engine of choice.

Avoid having to alternate between multiple research tools with this new one-of-a-kind technology, bringing you:

- One-click activation
- Seamless integration with search engine results
- Streamlined login process
- Single download and quick installation

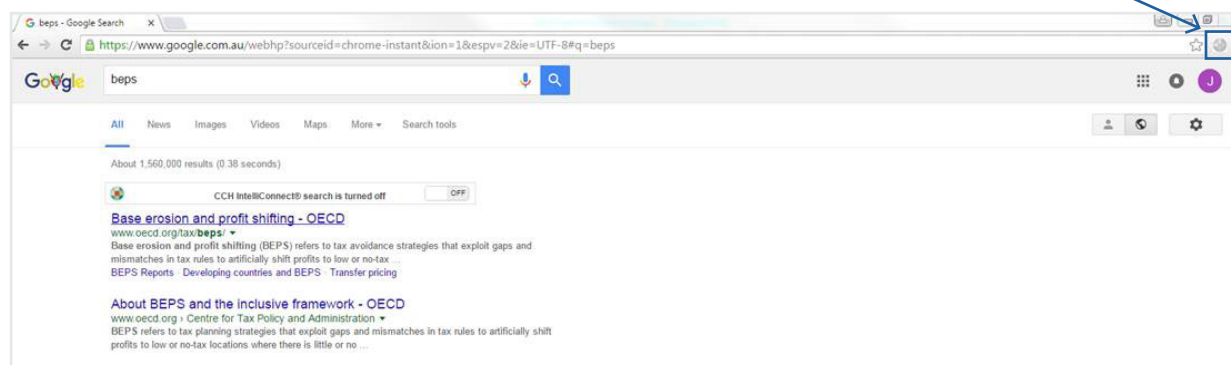
Get the ease of your favourite search engine with the expertise and reliability of Wolters Kluwer content in just a few simple steps.





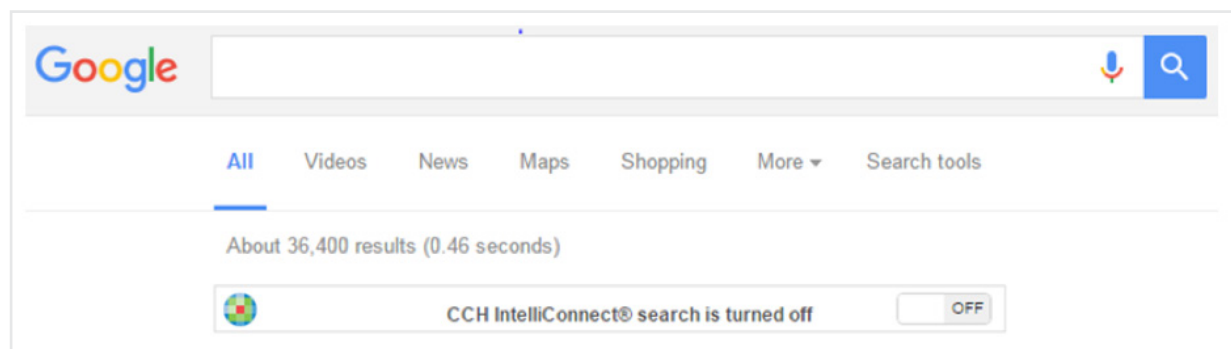
HOW TO INSTALL


1. Visit our website <http://www.wolterskluwer.cch.com.au/browsersearch> or click **Install Now:** [SINGLE INSTALLER](#), [NETWORK INSTALLER](#), [CHROME PLUGIN](#) and follow the instructions in the [Installation Guide](#).
2. Successful installation will result in an icon displayed on the right corner of current browser.



HOW TO SEARCH

1. After installation, the CCH IntelliConnect Browser Search results bar will appear in the search engine results. This can be switched on or off.





2. Enter your search term in the search bar.

3. The results are immediately visible in the form of a CCH IntelliConnect search results box which appears above the search engine search results. Once the box is clicked open it displays all CCH IntelliConnect search results related to the search term which was entered in the search box.

4. You can customise your search results by expanding the Search Options. The default options are listed below.





5. When one of the search results is clicked, the document opens in CCH IntelliConnect.


The screenshot displays the CCH IntelliConnect web application. The top navigation bar includes links for Home, Browse, Research Folders, Pinpoint, Tracker News, Document Notes, Document Tray, History, Saved Searches, Practice Areas, Preferences, Help, and Log Out. A search bar at the top shows 'all content' and an 'Advanced Search' button. The main content area is titled 'beps' and shows '1456 results for beps'. On the left, a 'Narrow Your Results' sidebar allows filtering by Document Type (1456), Library (1449), Topic (23), Business Law (1), Tax (22), and Jurisdiction (1453). The main results list includes three items: 1. 'CCH Commentary: Analysis of the OECD's Action Plan on BEPS The BEPS Actions in Detail', 2. 'CCH Commentary: BEPS Thought Leadership BEPS: The Final Reports (October 8, 2015)', and 3. 'CCH Commentary: BEPS Thought Leadership Deloitte: Australia Leads The Pack On BEPS (October 15, 2015)'. The third result is selected, and its full text is displayed below, starting with 'Action 1: Digital economy'.

SYSTEM REQUIREMENTS

1. Microsoft Windows Vista or higher operating system
2. 512 MB or higher available RAM
3. 1 GHz or higher processor
4. Supported browsers:
 - Internet Explorer 10 or higher
 - Chrome 35 or higher
 - Firefox

CCH IntelliConnect Browser Search may not be compatible with all search platforms.





Download it in seconds and get current, dependable CCH IntelliConnect content delivered to you now.

You can find out more about using CCH IntelliConnect Browser Search – including how to download it – at <http://www.wolterskluwer.cch.com.au/browsersearch>

For more detail or to arrange a complimentary training session, contact us on the details below:

AUSTRALIA

PHONE: 1300 300 224
EMAIL: support@cch.com.au
TRAINING: custtraining@cch.com.au
WEBSITE: wolterskluwer.cch.com.au

MALAYSIA

PHONE: 1800 181 151
EMAIL: support@cch.com.my
TRAINING: mktg@cch.com.my
WEBSITE: wolterskluwer.com.my

NEW ZEALAND

PHONE: 0800 500 224
EMAIL: support@cch.co.nz
TRAINING: training@cch.co.nz
WEBSITE: wolterskluwer.co.nz

SINGAPORE

PHONE: 800 6162 161
EMAIL: support@cch.com.sg
TRAINING: mktg@cch.com.sg
WEBSITE: wolterskluwer.com.sg

